
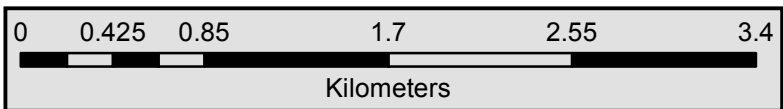



## Overlay: SANBI Mining & Biodiversity Guidelines







**Legend**

-  Surface Infrastructure
-  Underground Mining Area
-  Property Boundaries

**Mineguide**

**CATEGORY**

-  A. LEGALLY PROTECTED - MINING PROHIBITED
-  B. HIGHEST BIODIVERSITY IMPORTANCE - HIGHEST RISK FOR MINING
-  C. HIGH BIODIVERSITY IMPORTANCE - HIGH RISK TO MINING
-  D. MODERATE BIODIVERSITY IMPORTANCE - MODERATE RISK FOR MINING