

**AIR QUALITY OFFICER  
FEZILE DABI DISTRICT MUNICIPALITY  
Mr. Chakane Sibaya**

Date:  
09 May 2016

Enquiries:  
T Rampersadh  
Tel +27 16 457 5164

Dear Mr. Sibaya

**LETHABO POWER STATION'S ANNUAL EMISSION REPORT FOR THE 2015/2016 FINANCIAL YEAR**

This serves as Lethabo Power Station's Annual Emission Report as required in terms of section 7.7 in the Atmospheric Emission Licence issued to Lethabo Power Station. The emissions reported are for Eskom's 2015/2016 financial year which is from 01 April 2015 to 31 March 2016.

Included in the report are verified emissions for Particulate Matter (PM), SO<sub>2</sub>, NO<sub>x</sub> (as NO<sub>2</sub>) and N<sub>2</sub>O.

The emissions in the table below are for the 2015/2016 financial year.

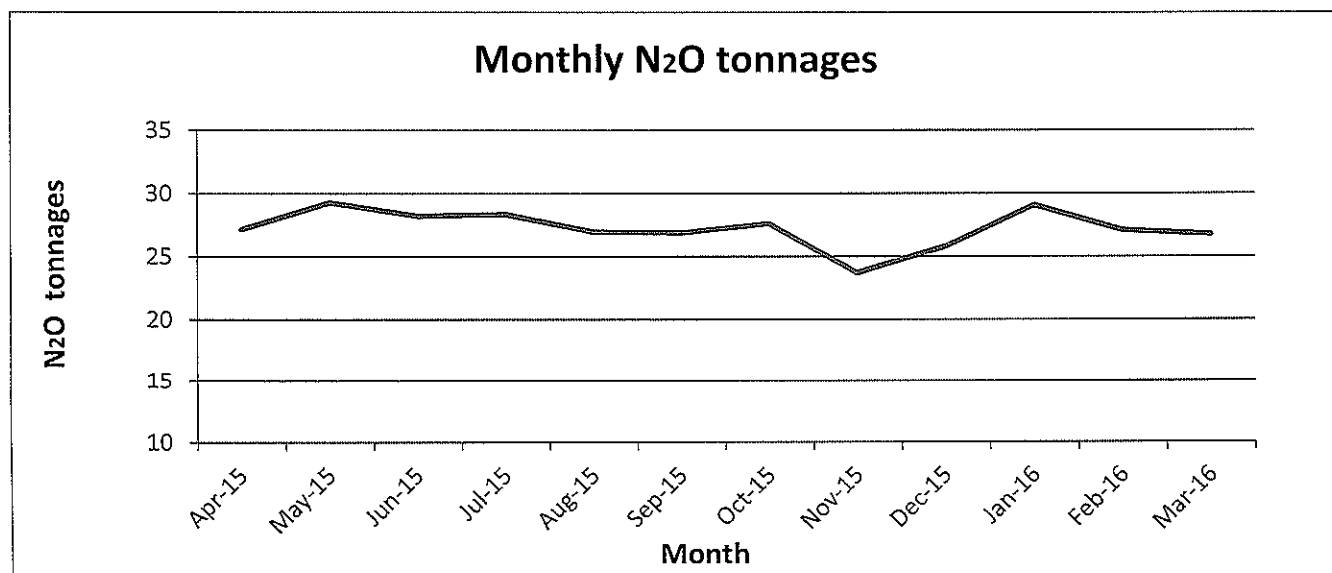
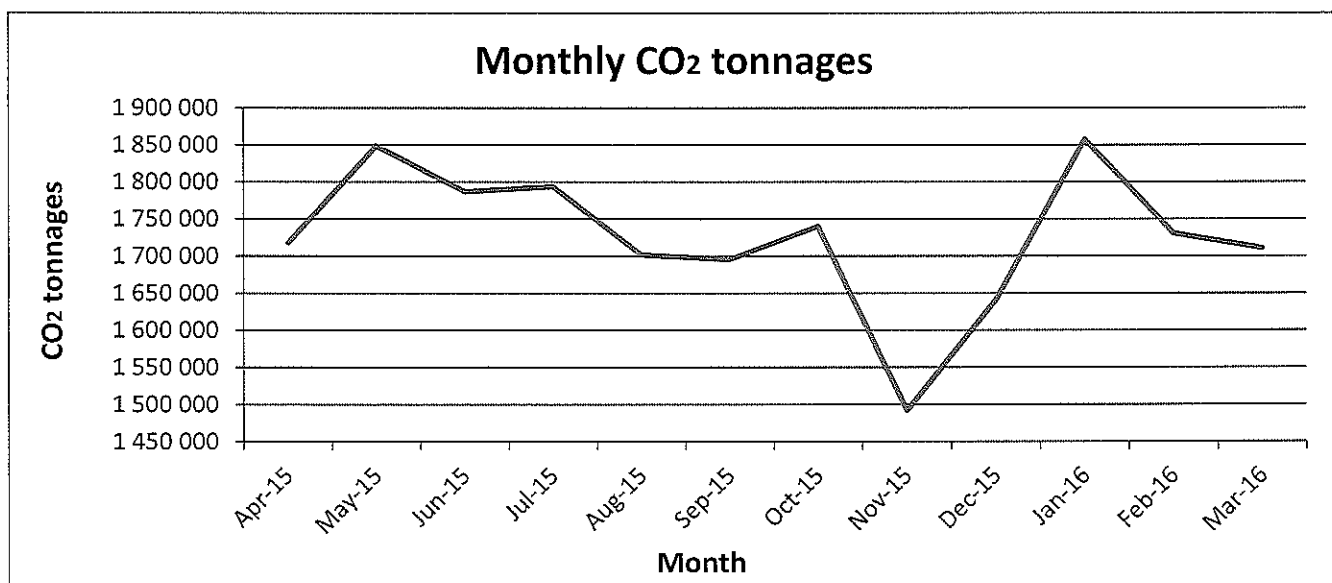
<b>Power Station</b>	<b>Coal-fired emissions (tons/annum)</b>	<b>Fuel-oil emissions (tons/annum)</b>	<b>Total (tons/annum)</b>
Lethabo Power Station	<b>CO<sub>2</sub>:</b> 20 719 774	<b>CO<sub>2</sub>:</b> 16 311	<b>CO<sub>2</sub>:</b> 20 736 085
	<b>N<sub>2</sub>O:</b> 327	<b>N<sub>2</sub>O:</b> Not Calculated	<b>N<sub>2</sub>O:</b> 327
	<b>PM:</b> 9 703	<b>PM:</b> Not Calculated	<b>PM:</b> 9 703
	<b>SO<sub>2</sub>:</b> 168 546	<b>SO<sub>2</sub>:</b> 310	<b>SO<sub>2</sub>:</b> 168 856
	<b>NO<sub>x</sub>:</b> 95 061	<b>NO<sub>x</sub>:</b> Not Calculated	<b>NO<sub>x</sub>:</b> 95 061

/2..

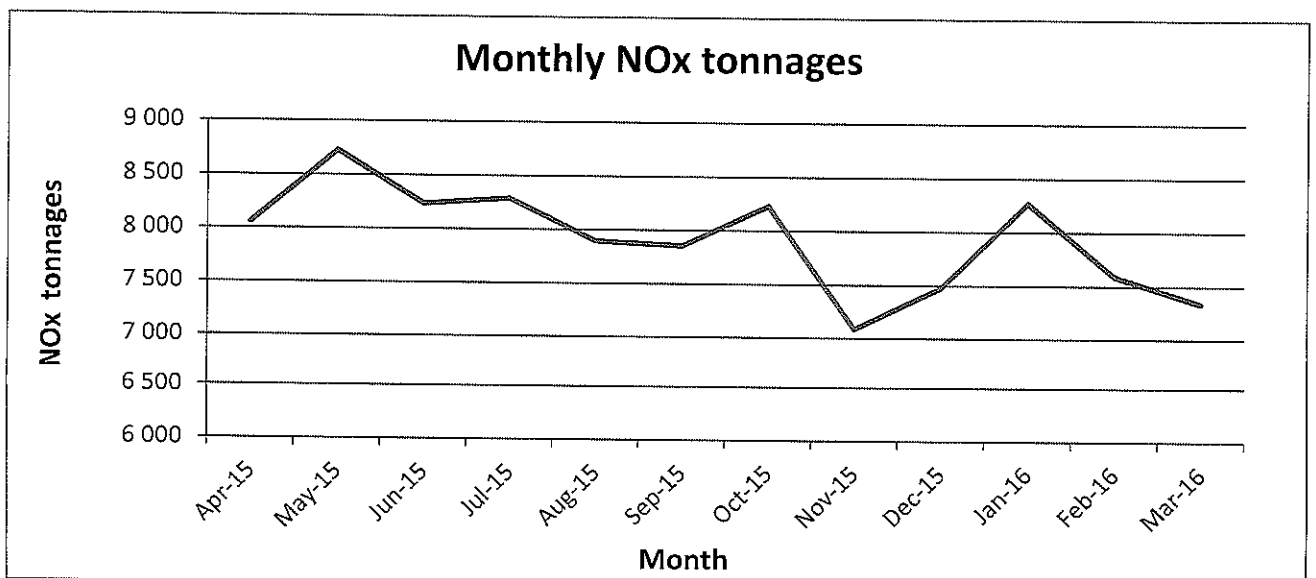
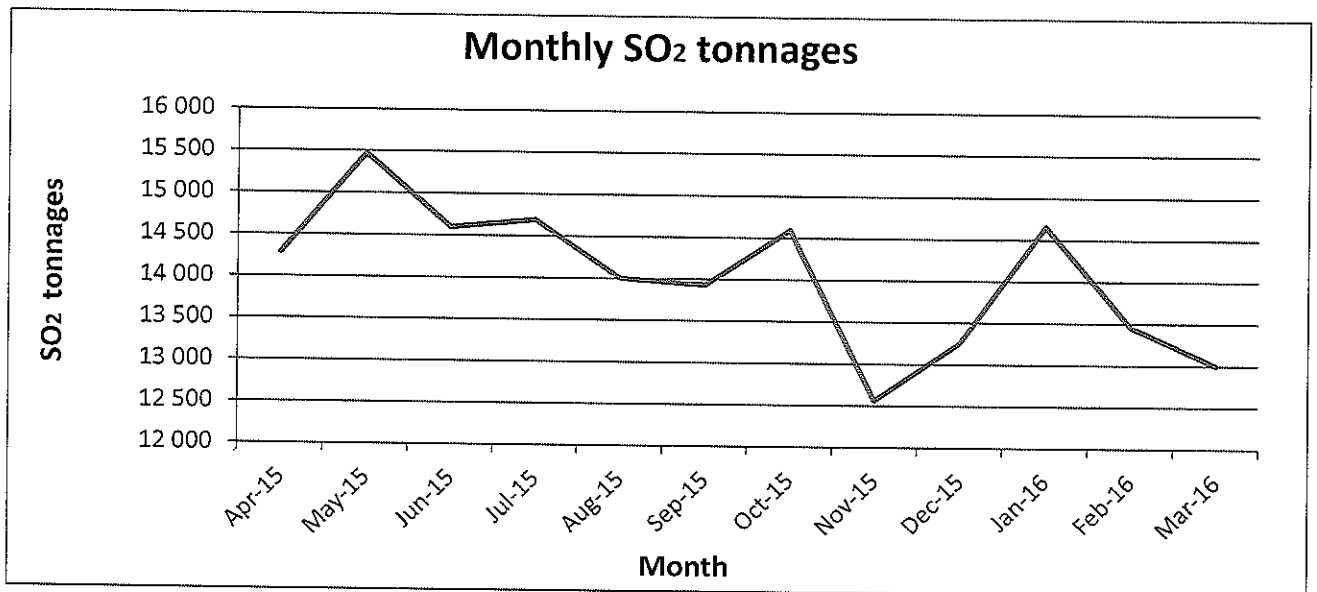
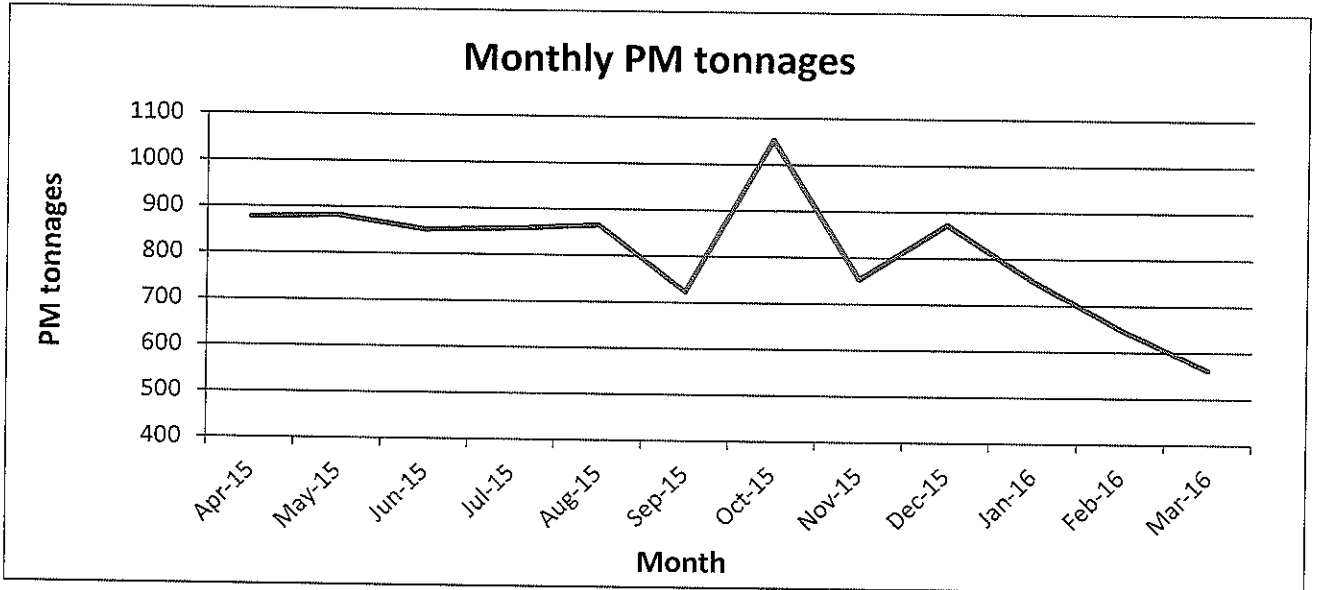
**LETHABO POWER STATION'S ANNUAL EMISSION REPORT FOR THE 2015/2016 FINANCIAL YEAR**  
**09 May 2016**

**Pollutant Emission Trends:**

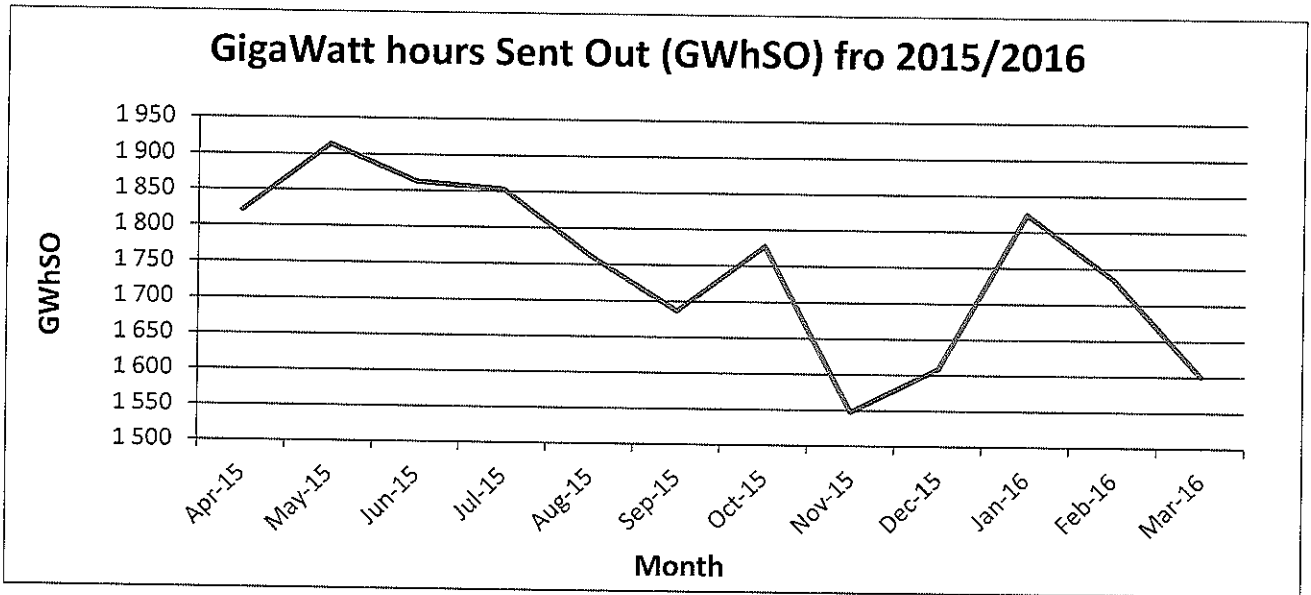
Month	CO <sub>2</sub> (tons)	N <sub>2</sub> O (tons)	PM (tons)	SO <sub>2</sub> (tons)	NO <sub>x</sub> (tons)
April 2015	1 718 148	27	877	14 290	8 060
May 2015	1 849 176	29	882	15 474	8 727
June 2015	1 787 128	28	853	14 600	8 235
July 2015	1 794 127	28	857	14 697	8 289
August 2015	1 701 768	27	866	14 002	7 897
September 2015	1 695 612	27	724	13 932	7 858
October 2015	1 740 399	28	1 054	14 598	8 233
November 2015	1 492 339	24	754	12 567	7 088
December 2015	1 641 255	26	873	13 258	7 478
January 2016	1 858 167	29	752	14 662	8 269
February 2016	1 731 078	27	649	13 461	7 592
March 2016	1 710 577	27	562	13 004	7 335



**LETHABO POWER STATION'S ANNUAL EMISSION REPORT FOR THE 2015/2016 FINANCIAL YEAR**  
09 May 2016



**LETHABO POWER STATION'S ANNUAL EMISSION REPORT FOR THE 2015/2016 FINANCIAL YEAR**  
09 May 2016



The emission trends shown in the above table and graphs largely reflect the load of the power station as can be seen in the last graph.

**Compliance (Audit) Report/s:**

A legal compliance audit will be held later this year.

**Major upgrades or projects:**

There were no major upgrades at Lethabo Power Station.

Further information showing compliance to Lethabo Power Station's Atmospheric Emission Licence is provided to you in the monthly emission reports.

If you require any additional information or have any queries, please feel free to contact us.

Yours sincerely

Thomas Conradie  
**POWER STATION MANAGER**