

Lyndon Mardon  
 Economic Development, Environmental Affairs & Tourism  
 Private Bag X 0054  
 BISHO  
 5605

11 May 2017

Enquiries:  
 Tel: 021 573 6162

Ref: PRX/2017/001

Dear Mr L J Mardon

**PORT REX POWER STATION'S ANNUAL EMISSIONS REPORT: April 2016 – March 2017**

This serves as the annual report required in terms of Section 7.6 in Port Rex Power Station's Atmospheric Emission License (EC/AR/BCMM/021/2015). The information represented stems from 2016/17 Eskom's past financial year (Eskom's financial year extends from 1 April to 31 March) in some cases trended over the last 5 years.

**Table 1. General overview of emissions at Port Rex Power Station -2016/17**

<b>Power Station</b>	<b>Total (Kgs/annum) 2016/2017</b>
<b>Port Rex Power Station</b>	PM: 2.64 SO <sub>2</sub> : 63.2

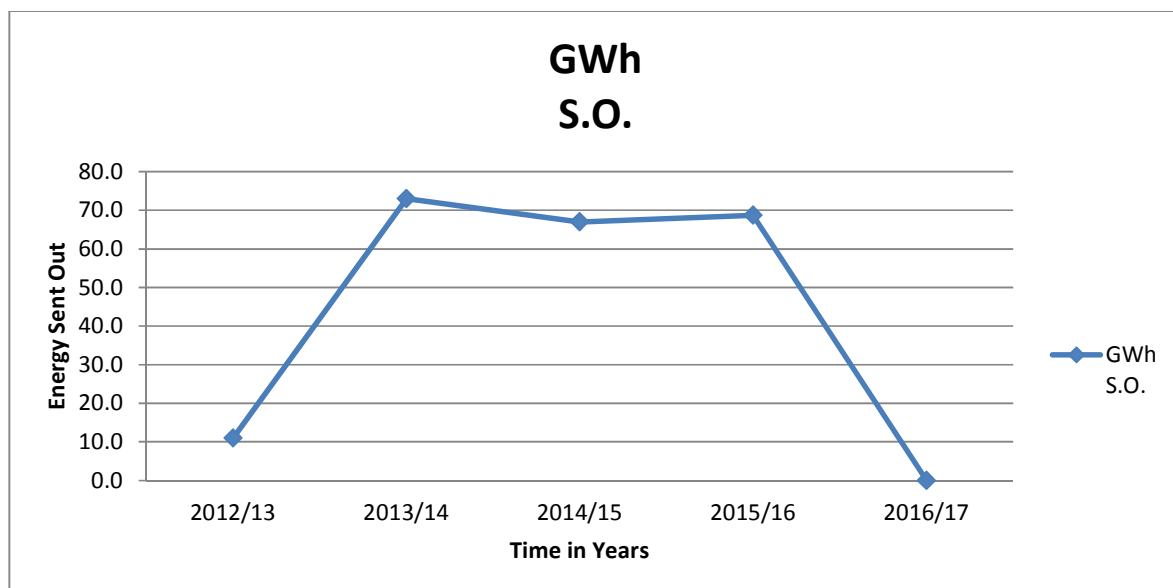
**Table 2. Annual Figures of emissions, energy sent out and fuel usage at Port Rex Power Station – 2015/16**

<b>Year</b>	<b>Energy Sent Out (GWh)</b>	<b>SO<sub>2</sub> (kg)</b>	<b>Kerosene used (tons)</b>	<b>CO<sub>2</sub> (kg)</b>
2016/17	0.041	63.2	31.61	99465
2015/16	68.699	41551.0	20775.487	65359681
2014/15	67	41	20402	64184

2013/14	73	44	22321	70221
2012/13	11	7	3438	10816

**Table 3. Pollutant Emission Trends for 2016/2017 financial year**

Month	SO <sub>2</sub> (kg) Calculated Values	CO <sub>2</sub> (kg) Calculated Values	PM (kg) Calculated Values	Kerosene consumed (tons)	GWh Sent Out
Apr 2016	0	0	0	0	0
May 2016	0.8	1327	0.04	0.422	0
June 2016	18.9	29684	0.79	9.435	0
July 2016	9.4	14729	0.39	4.682	0.013
Aug 2016	3.7	5750	0.15	1.828	0.001
Sept 2016	4.8	7525	0.20	2.392	0.002
Oct 2016	0.8	1292	0.03	0.411	0
Nov 2016	18.6	29198	0.78	9.281	0.023
Dec 2016	0	0	0	0	0
Jan 2017	2.3	3690	0.10	1.173	0
Feb 2017	0	0	0	0	0
Mar 2017	4.0	6271	0.17	1.993	0.002
<b>Totals</b>	<b>63.2</b>	<b>99465</b>	<b>2.64</b>	<b>31.616</b>	<b>0.041</b>



**Figure 1. Annual GWh sent out between 2012 and 2017 for Port Rex Power Station**

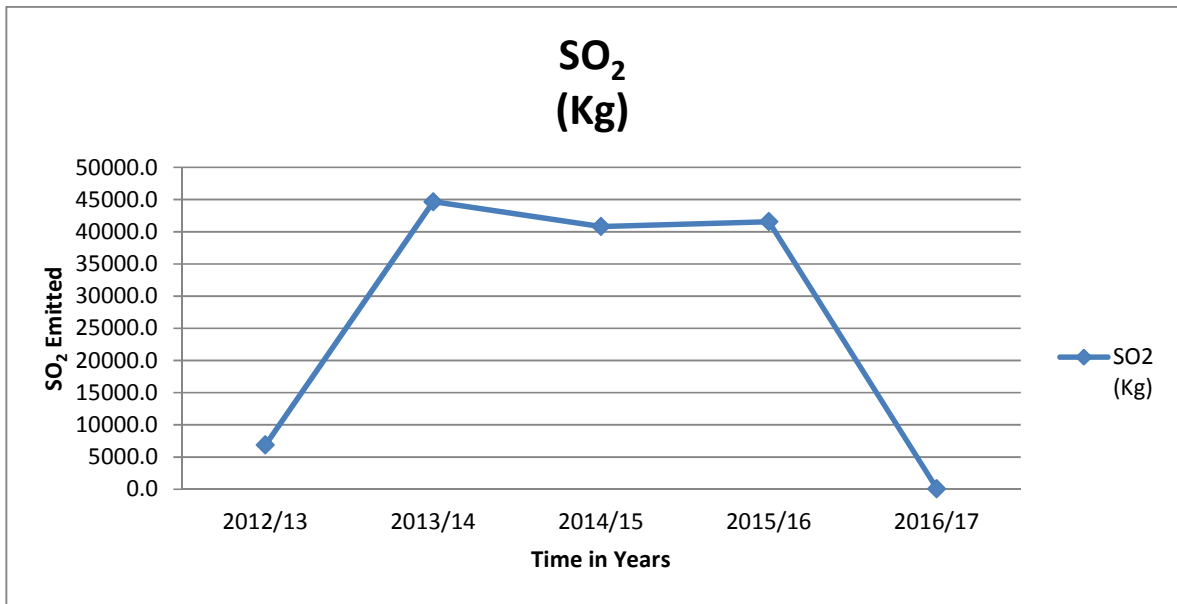


Figure 2. Annual SO<sub>2</sub> Emissions in Kgs between 2012 and 2017 for Port Rex Power Station

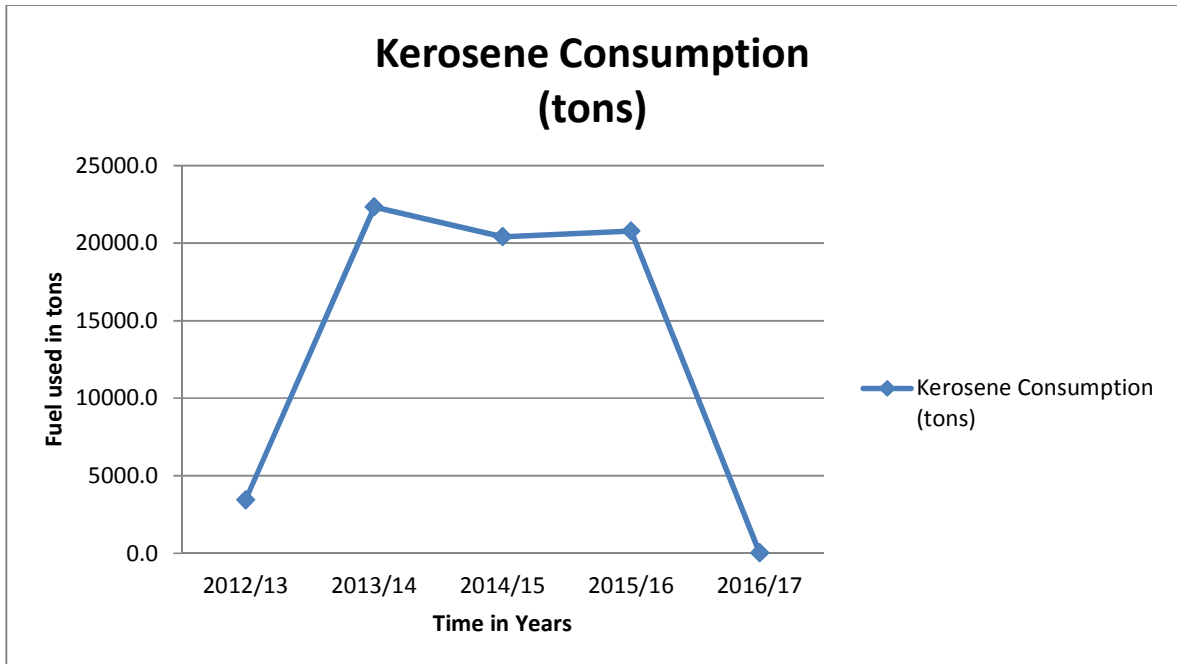


Figure 3. Annual Kerosene usage in tons between 2012 and 2017 for Port Rex Power Station

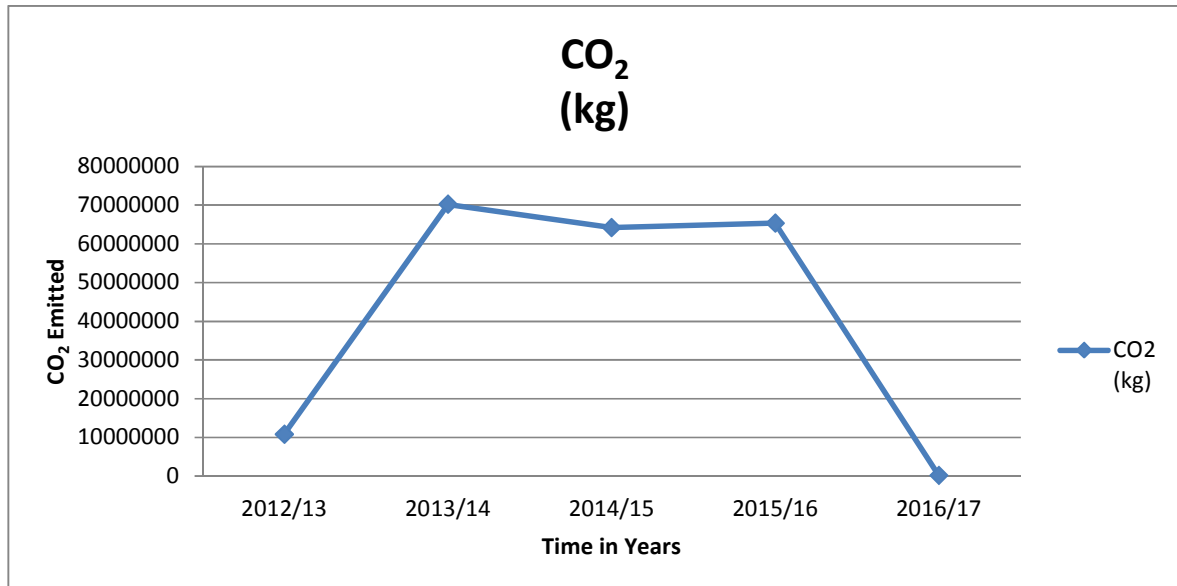


Figure 4 Annual CO<sub>2</sub> Emissions in kg between 2012 and 2017 for Port Rex Power Station

### Compliance Audit Report(s):

No external compliance audits were undertaken in the past financial year.

The last internal review was in the desktop form conducted in January 2016. Recommendations drawn have subsequently been closed. These included that the LDAR needed to be updated to make mention of the amended AEL and station was also reminded to submit annual report before the end of month May annually.

### Major upgrades projects

No major upgrades were undertaken in 2016/17.

### Annual emission testing

However, emission testing has been conducted on all six (6) units at Port Rex Power Station as per AEL condition 7.2.8 during 2014/15 financial year.

In the past financial year a variation application was submitted to the authorities, we are awaiting the outcome of this application.

### Leak Detection and Repair Programme

The station has not had any major fuel leaks that needed reporting in terms of the Leak Detection and Repair Programme. Plant walk downs are performed at the start of every shift as per procedure.


However, in terms of a leak that was reported in the past financial year the station is busy addressing the mitigation measures that were recommended. Boreholes will be installed to monitor any pollution in the groundwater.

**Complaints Register**

No complaints received/registered for the period under review. No complains have been received for the last four years.

Hoping the above will meet your satisfaction. For any queries please do not hesitate to contact Maureen Dlulisa (021 573 6162).

Yours sincerely

A handwritten signature in black ink, appearing to read 'Rodney Booth', written over a horizontal line.

Rodney Booth  
**PORT REX POWER STATION**